



Weyn-Lauwers N.V.

Industriepark-Noord 12
B - 9100 SINT-NIKLAAS

Tel. : 00 32 (0)3 776.34.13
Fax : 00 32 (0)3 778.09.52
weynlauwers@weynlauwers.be
www.weynlauwers.be

THERMOSTATIC STEAM TRAP TTK42 STAINLESS STEEL PN40

TKK42 type STAINLESS STEEL THERMOSTATIC STEAM TRAP

CHARACTERISTICS

The TTK42 thermostatic steam trap without non-return device is dedicated to steam installation draining. In a stainless steel construction, it is suitable for use on clean and sterile steam or in corrosive environment. The Hastelloy capsule is protected by an international patent from the manufacturer. This steam trap is unaffected by backpressure. It permits to regulate a continuous purge and automatically evacuates the air at start-up. The condensate discharge temperature can be adjusted selecting one of the 3 different cooling capsules available: 10°C (standard set up), 5°C and 20°C. It is equipped with a built-in strainer. Vertical mounting only.



AVAILABLE ITEMS

TKK42: 3/8", 1/2", 3/4" and 1", threaded connections

LIMITS OF USE

Max. allowable steam pressure (PS)	32 bar
Max. differential pressure (ΔP)	21 bar
Max. allowable temperature (TS)	+240 °C

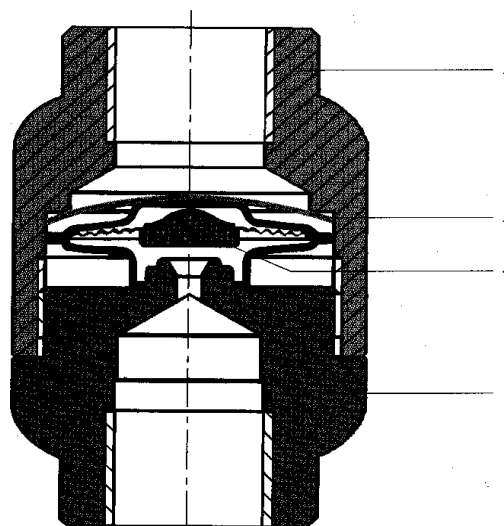


STANDARDS AND CERTIFICATIONS

97/23/EC Pressure Equipment Directive	DN15 to DN25: excluded
Final testing	EN 12266-1
Material certificate	EN 10204

CONSTRUCTION

1	Body	F304 / 1.4301 stainless steel
2	Cap	F304 / 1.4301 stainless steel
3	Strainer	Stainless steel
4	Capsule	Hastelloy + stainless steel





Weyn-Lauwers N.V.

Industriepark-Noord 12
B - 9100 SINT-NIKLAAS

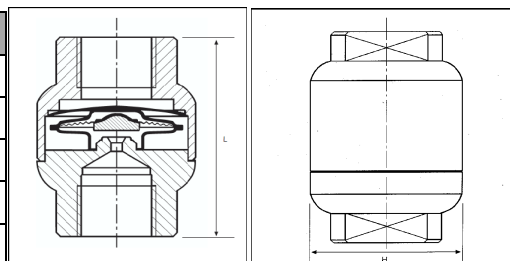
Tel. : 00 32 (0)3 776.34.13
Fax : 00 32 (0)3 778.09.52
weynlauwers@weynlauwers.be
www.weynlauwers.be

**THERMOSTATIC
STEAM TRAP TKK42
STAINLESS STEEL
PN40**

TKK42 type STAINLESS STEEL THERMOSTATIC STEAM TRAP

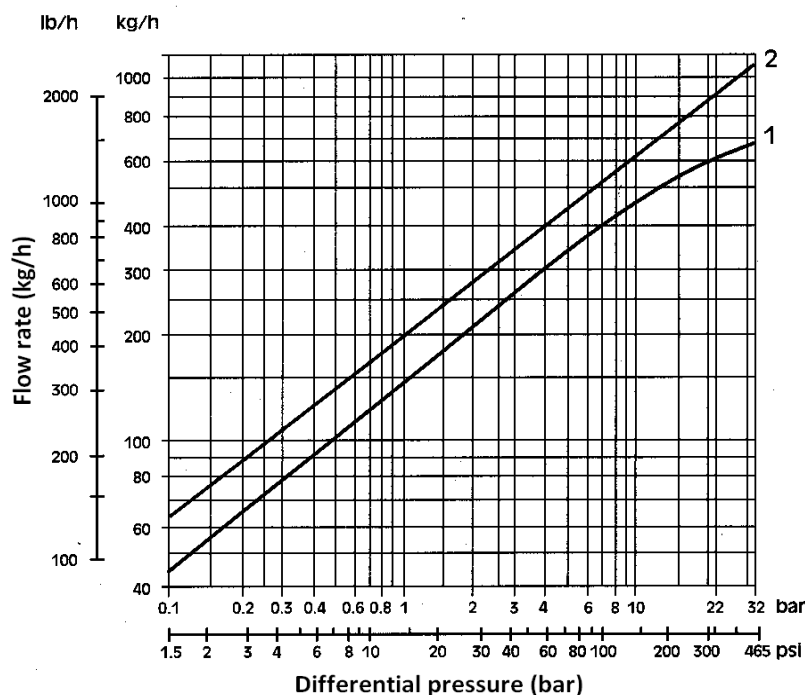
DIMENSIONS (mm) AND WEIGHT

DN	L	H	Weight (kg)
08	55	42	0,3
10	55	42	0,3
15	55	42	0,3
20	55	42	0,3
25	55	42	0,3



FLOW RATE CHART

(3/8" - 1")



Curve 1: discharge 10 °C below the saturated curve

Curve 2: discharge 20 °C below the saturated curve

INSTALLATION AND MAINTENANCE

The TKK steam trap has to be installed in a vertical position. Before installing the steam trap, isolate and depressurize the line. Please wait until the complete cooling of the system.

Carefully clean the upstream piping.

Fix by screwing or welding the steam trap following the direction of the arrow marked on the body: steam upstream and condensate downstream. For more information, please refer to NO1522 information sheet.

SPARE PARTS

Item	Code
5 °C capsule (4)	981289
10 °C capsule (4)	981290
20 °C capsule (4)	981291



Weyn-Lauwers N.V.

Industriepark-Noord 12
B - 9100 SINT-NIKLAAS

Tel. : 00 32 (0)3 776.34.13
Fax : 00 32 (0)3 778.09.52
weynlauwers@weynlauwers.be
www.weynlauwers.be

**THERMOSTATIC
STEAM TRAP TKK42
STAINLESS STEEL
PN40**

TKK42 type STAINLESS STEEL THERMOSTATIC STEAM TRAP

MOUNTING AND MAINTENANCE INSTRUCTIONS

GENERAL CHARACTERISTICS

The TKK42 is a thermostatic steam trap without non-return device dedicated to drain clean and sterile steam installation. It is recommended to install an isolating valve upstream from the steam trap.

MOUNTING

The TKK42 steam trap has to be installed in a vertical position with the arrow marked on the body pointing downwards.

Before installing the steam trap, isolate and depressurize the line. Please wait until the complete cooling of the system.

Clean carefully the upstream pipes.

Screw or weld the steam trap (depending on the connection type) following the direction of the arrow marked on the body: steam upstream and condensate downstream.

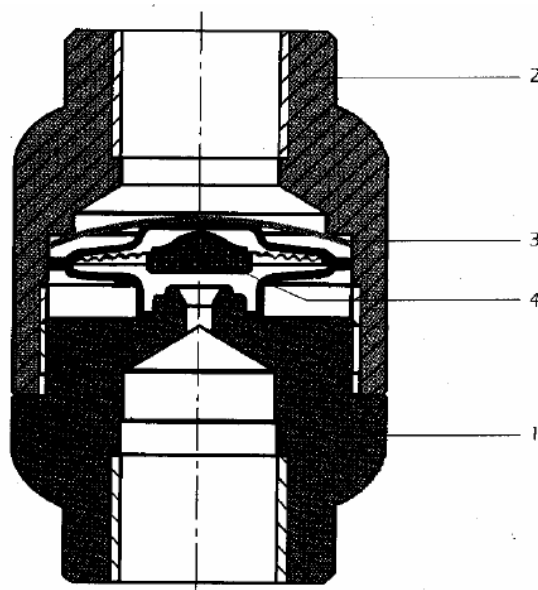
DISMANTLING AND MAINTENANCE

Remove the steam trap to proceed to its maintenance.

1. Shut the upstream isolating valve
2. Drain the downstream pipes
3. Make sure that there is no pressure and no temperature
4. Unscrew the steam trap, remove the strainer (*mark 3*), proceed to its cleaning and replace it if necessary
5. Please check the capsule condition (*mark 4*), particularly check that there is no potential distortions. Replace the capsule if necessary. Remount the cap (*mark 2*)

SPARE PARTS

Item	Code
Capsule 5°C ⊕	981289
Capsule 10°C ⊕	981290
Capsule 20°C ⊕	981291



1	Body
2	Cap
3	Strainer
4	Capsule