

Weyn-Lauwers N.V.

Industriepark-Noord 12
B - 9100 SINT-NIKLAAS

Tel. : 00 32 (0)3 776.34.13
Fax : 00 32 (0)3 778.09.52
weynlauwers@weynlauwers.be
www.weynlauwers.be

**EXPANSION JOINT
EPDM
FIG 971.16**

DESIGN FEATURES

- expansion joint dn200 - dn300 PN10
- EPDM bellow / **FLANGES ACC. PN16**
- temp : -10°C +100°C
- specifications :
 - absorbs vibrations and noises
 - linear and angular compansion
 - single sphere

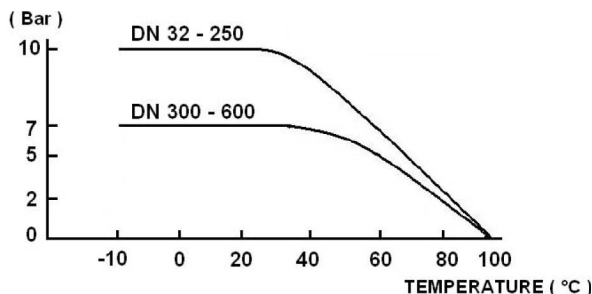


USE



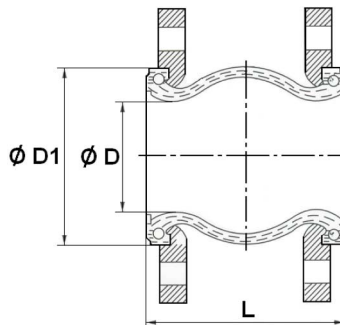
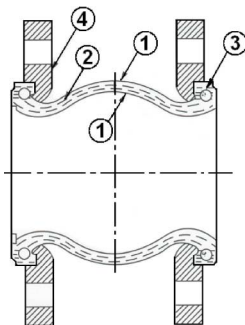
- for water distribution
- max. pressure : up to 10 bar to dn250, 7 bar over

MATERIALS

item	Part name	Material
1	bellow	EPDM
2	reinforcement	nylon cord
3	brace	hard steel
4	flanges	galvanized steel



SIZE (in mm)



Compansion

Expansion

Lateral

Angular

DN									200	250	300
L									205	240	260
D									194	250	300
D1									260	320	367
compansion									25	25	25
expansion									14	14	14
lateral									22	22	22
angular									15'	15'	15'
kg									17,87	26	33,13
ref.									971.16.16	971.16.18	971.16.20