

Weyn-Lauwers N.V.


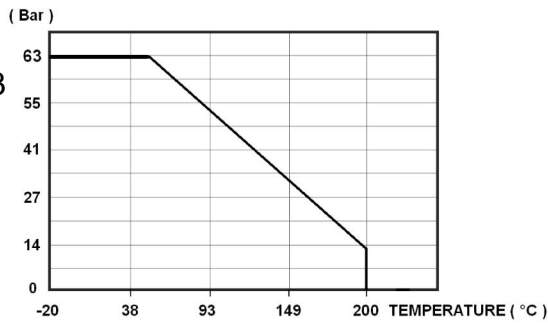
Industriepark-Noord 12
B - 9100 SINT-NIKLAAS

Tel. : 00 32 (0)3 776.34.13
Fax : 00 32 (0)3 778.09.52
weynlauwers@weynlauwers.be
www.weynlauwers.be

CHECK VALVE BUT WELDING 3-pc AISI 316 FIG 784BW

DESIGN FEATURES

- 3-PC check valve 1/4"-4" PN63
- **But welding ends**
- min. temp : -20°C
- max. temp : +200°C
- specifications : spring type
all positions
metal/metal



USE

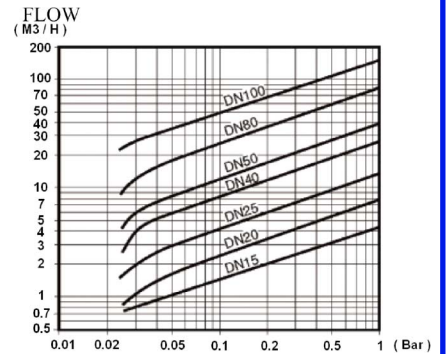
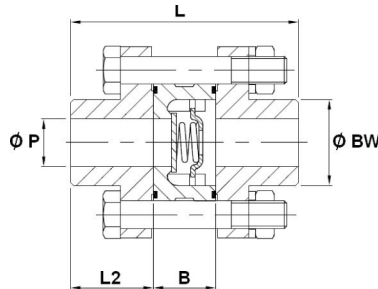
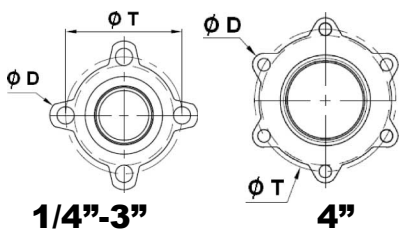
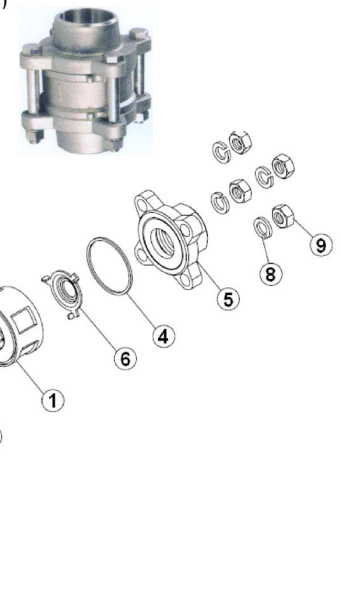
- for all common fluids
- max. pressure : up to 63 bar

MATERIALS

item	Part name	Material
1	body	ASTM A351 CF8M
2	disc	ASTM A240-316
3	spring	SS 316
4	gasket	PTFE
5	ends	ASTM A351 CF8M
6	spring holder	ASTM A240-316
7	screw	SS 304
8	washer	SS 304
9	nut	SS 304

OPENING PRESSURE (in mbar):

DN	Vertical Position Ascending fluid	Vertical Position Descending fluid	Horizontal Position
DN 08	25 ↑	21 ↓	23 →
DN 10	25 ↑	21 ↓	23 →
DN 15	25 ↑	21 ↓	23 →
DN 20	25 ↑	21 ↓	23 →
DN 25	25 ↑	21 ↓	23 →
DN 32	27 ↑	21 ↓	24 →
DN 40	29 ↑	21 ↓	25 →
DN 50	29 ↑	21 ↓	25 →
DN 65	31 ↑	21 ↓	25 →
DN 80	32 ↑	21 ↓	26 →
DN100	33 ↑	21 ↓	27 →



SIZE (in mm)

DN	1/4"	3/8"	1/2"	3/4"	1"	1 1/4"	1 1/2"	2"	2 1/2"	3"	4"
P	10	10	14	19	25	31	39	49	64	78	97
L	66	66	67	81	89,5	92	103,5	117	131,5	143,5	175
L2	24	24	24	28,5	30	29,5	33	35	42	44	52
B	18	18	19	24	29,5	33	37,5	47	47,5	55,5	71
D	12	12	14	16	16	18	18	18	18	18	18
T	36,5	36,5	42,7	51,7	58,7	72,7	83,7	98,7	129	153,5	187
BW	18	20,5	22	28	31,5	40	46	60	78	91,5	122
kg	0,3	0,2	0,4	0,5	0,7	1,3	1,7	2,5	4,3	6,2	11
ref.	784BW02	784BW03	784BW04	784BW05	784BW06	784BW07	784BW08	784BW09	784BW10	784BW11	784BW12